


Todus

Farben / Stoffe und
Materialübersicht
2024
MAZUVO AG




COLOUR OPTIONS


FABRIC CATEGORY A | CREVIN VITA



WHITE 410 OYSTER WHITE 415 SAND 425 SAND GREY 426 BROWN GREY 427 GREY 435




YELLOW 441 LIGHT ORANGE 423 ORANGE 424 DARK ORANGE 428 ANTHRACITE 445 ANTHRACITE BROWN 446




LIGHT BLUE 477 BLUE 478 DARK BLUE 479 GREEN 480 LIGHT GREEN 481 DARK GREEN 482

FABRIC CATEGORY B | CREVIN BRISA



WHITE 510 SAND 525 SAND GREY 526 GREY 535 ANTHRACITE 545 ANTHRACITE BROWN 546




LIGHT ORANGE 523 ORANGE 524 LIGHT BLUE 577 DARK BLUE 579 GREEN 580 LIGHT GREEN 581

FABRIC CATEGORY B | CREVIN BORA BORA




WHITE 810 SAND 825 BROWN GREY 827 GREY 835 ANTHRACITE 845

FABRIC CATEGORY B | LIMONTA NEW HUBBLE



SAND 625 SAND GREY 626 GREY 635 ANTHRACITE 645

FABRIC CATEGORY B | LIMONTA GUN




WHITE SAND 920 SAND 925 GREY 935 ANTHRACITE 945

FABRIC CATEGORY C | KVADRAT PATIO



SAND 725 LIGHT GREY 735 TAUPE 717 ROSE 712 BRONZE 730



YELLOW 741 ORANGE 728 LIGHT BLUE 777 DEEP BLUE 779

FABRIC CATEGORY D | KVADRAT ATRIUM



OYSTER WHITE 015 BEIGE 025 COPPER BROWN 020

FABRIC CATEGORY D | KVADRAT TERO



SAND 026 LIGHT GREY 035 ROSE 012 BRONZE 030 GREEN 080 BLUE 079

TECHNICAL FABRIC




WHITE 5100 WHITE GREY 5400 GREY 5350 ANTHRACITE 5450 BLACK 5500

OUTDOOR RUGS



LIGHT GREY 35 ANTHRACITE 45

POWDER COATINGS



WHITE 110 OYSTER WHITE 115 LATTE 125 CEMENT GREEN 190 DARK GREEN 180




BROWN 135 RUST BROWN 130 COPPER BROWN 120 SALMON BEIGE 112 DARK BLUE 171




SILK GREY 104 GREY 105 ANTHRACITE 145 BLACK 150 TRAFFIC YELLOW 123

CERAMIC




WHITE (6 mm)
210




PEARL (6 mm)
212




FUME (6 mm)
214




OYSTER STONE (6, 12 mm)
209



PEARL STONE (6, 12 mm)
213



GREY STONE (6, 12 mm)
215



ANTHRACITE STONE (6, 12 mm)
217




OXIDO BLACK (6, 12 mm)
218




BLACK (6 mm)
216

HPL



WHITE
310



GREY
335



DARK GREY
336

PRODUCT CARE

POWDER COATED STAINLESS STEEL OR ALUMINIUM FRAMES

Clean the frame with a solution of warm water and a mild soap. Avoid the use of abrasive cleaners. Corrective paint for small scratchings is available to order in all colours.

Corrective paint (12 ml)

REF: CRP

39 CHF

BRUSHED STAINLESS STEEL FRAMES

Rinse the frame regularly with warm water. Clean with a spray for brushed stainless steel.

Spray Perfect Inox for brushed stainless steel (500ml)

REF: CL-IN

52 CHF

When placing the furniture in brushed stainless steel in location close to the sea shore or covered chlorinated swimming pools an extra anti-corrosion treatment is recommended. The high level of salt reduces the resistance to corrosion of stainless steel. The disregard of this recommendation voids the guarantee. An extra anti-corrosion treatment supplement is +10%. This treatment is not needed for powdercoated stainless steel or aluminium.

CERAMIC

Ceramics has no special maintenance requirements. To clean the table top surface use warm water and a neutral detergent. For persistent stains, you may use normal household detergents, including products to eliminate grease or lime scale.

HPL

Clean the table top surface with pure warm water or a solution of warm water and mild soap using a soft sponge or cloth. If stains cannot be removed use common household cleaners without abrasives. For persistent stains, you may use organic solvents such as acetone or alcohol. Remember to wash the surface with pure water in the end to avoid any residue of detergents.

FABRICS

Valid for all fabrics manufacturers (Crevin, Kvadrat, Limonta)

Use soap and water for cleaning stains. Upholstery can be machine-washed at 30° using a mild laundry detergent and a gentle cycle.

Crevin



Kvadrat



Limonta



OUTDOOR RUGS

Rugs can be cleaned with vacuum cleaner without brushes. For a more thorough cleaning use a solution of cold water and a mild soap. Avoid the use of abrasive brushes, bleaching agents or solvents, professional dry cleaning and high pressure washers.

BATYLINE

Clean with warm soap water or use a special Batyline cleaner. Spray the cleaner on the surface, leave for 2 to 3 minutes, use a soft brittle brush and brush the surface repeatedly in a circular motion. Let stand for one minute and wash with plenty of water to avoid residue drying on the surface and wipe with a dry cloth.

Spray Serge Ferrari for Batyline® (500ml)

REF: CL-SF

45 CHF

